



ONLEVEL



KRONOS
THE GLASS CLAMP



KRONOS

One clamp for all applications

Inspiring Innovations.

KRONOS by ONLEVEL, the first adjustable clamp ever. While developing this clamp, apart from the price, we always also had efficiency in mind. Creativity and innovation can only work if they go hand in hand with enthusiasm - on all levels: aesthetic design, efficient products and simple installation.

All relevant glass thicknesses instantly adjustable:

| Step | Glass Thickness |
|------|------------------|
| 1 | 8 mm |
| 2 | 4/4/2 (8.76 mm) |
| 3 | 10 mm |
| 4 | 5/5/2 (10.76 mm) |
| 5 | 12 mm |
| 6 | 6/6/2 (12.76 mm) |

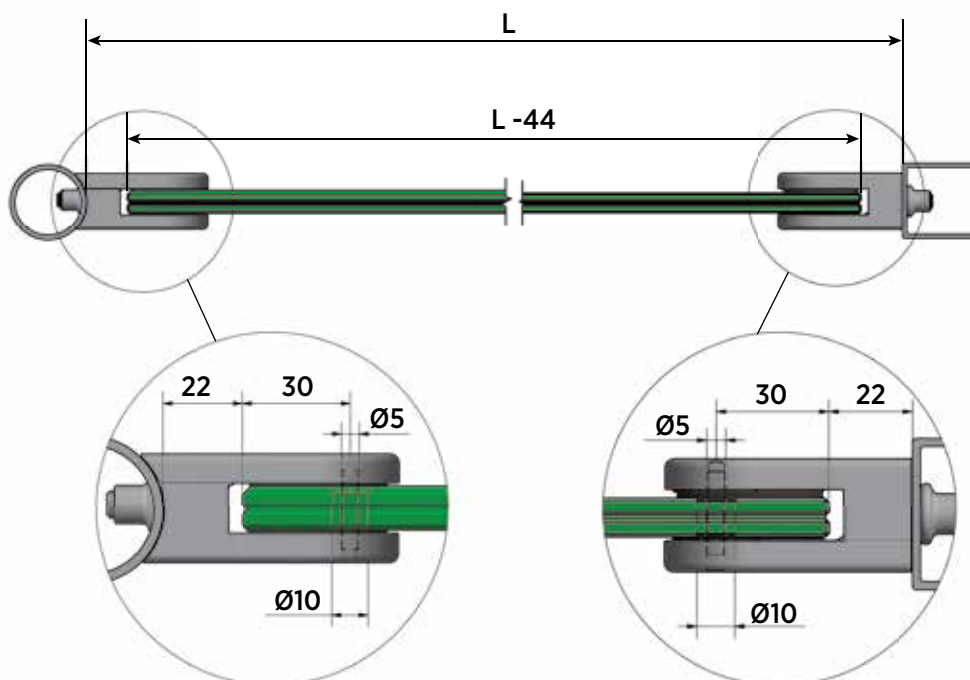


Essential Features

- | All relevant glass thicknesses: from 8 mm tempered glass up to 12.76 mm laminated safety glass - instantly adjustable
- | All relevant post connections - flat back and 42 mm, 48 mm post (round)
- | Considerably reduced inventory
- | Considerably reduced technical support
- | Unsurpassed quality - no unexpected widening and loosening of the grip - guaranteed
- | Concealed screws - simply attach the desired cover - clean appearance from both sides
- | Simple installation - no longer do you require fiddly assembly of single components
- | Finish will be 100% identical to post or to the entire project, whatever the colour
- | Made in Germany- timeless precision and quality



Kronos glass dimensions



A clamp made from one piece –
no assembly of single components



Concealed screws – simply
attach the desired cover

One clamp for all glass thicknesses
– from 8 mm tempered glass up to
12.76 mm laminated safety glass

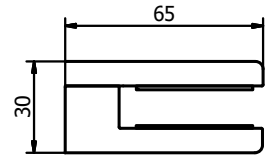
ENGINEERED IN
GERMANY

MADE IN
GERMANY

Kronos, V4A



| Length: 65 mm
| Height: 45 mm
| Sales unit: 4 pieces

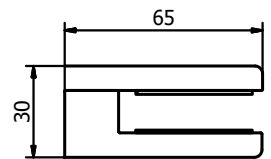


| Connection | flat | Ø 42.4 mm | Ø 48.3 mm |
|------------|----------------|----------------|----------------|
| | Art. no. | Art. no. | Art. no. |
| | 12.5500.000.31 | 12.5500.420.31 | 12.5500.480.31 |

Kronos, RAL



| Length: 65 mm
| Height: 45 mm
| Sales unit: 4 pieces



| Connection | flat | Ø 42.4 mm | Ø 48.3 mm |
|-----------------|----------------|----------------|----------------|
| RAL | Art. no. | Art. no. | Art. no. |
| glossy | 12.5500.000.33 | 12.5500.420.33 | 12.5500.480.33 |
| structured matt | 12.5500.000.36 | 12.5500.420.36 | 12.5500.480.36 |
| matt | 12.5500.000.38 | 12.5500.420.38 | 12.5500.480.38 |

Kronos, V4A



| Length: 65 mm
| Height: 45 mm
| Sales unit: 4 pieces

| Connection | flat | Ø 42.4 mm | Ø 48.3 mm |
|------------|----------------|----------------|----------------|
| | Art. no. | Art. no. | Art. no. |
| | 12.5510.000.31 | 12.5510.420.31 | 12.5510.480.31 |

Kronos, RAL



| Length: 65 mm
| Height: 45 mm
| Sales unit: 4 pieces

| Connection | flat | Ø 42.4 mm | Ø 48.3 mm |
|-----------------|----------------|----------------|----------------|
| RAL | Art. no. | Art. no. | Art. no. |
| glossy | 12.5510.000.33 | 12.5510.420.33 | 12.5510.480.33 |
| structured matt | 12.5510.000.36 | 12.5510.420.36 | 12.5510.480.36 |
| matt | 12.5510.000.38 | 12.5510.420.38 | 12.5510.480.38 |

Kronos glass support, lateral



Will you mount Kronos all by yourself?!
 These glass supports offer a 100% slip protection without drill holes in the glass. The glass is perfectly held in place by these supports.

- | left and right each
- | Sales unit: 4 pieces



| | |
|-------------------|----------------|
| Model 7055 | |
| Art. no. | |
| | 90.7055.010.41 |

Kronos glass support for floor glass clamp



Would you like to use the Kronos glass clamp as a floor clamp?
 No problem – with the aid of the glass support, the clamp is simply repurposed.

- | Sales unit: 4 pieces



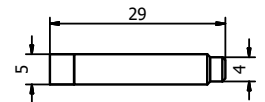
| | |
|-------------------|----------------|
| Model 7055 | |
| Art. no. | |
| | 90.7055.020.41 |

Kronos lock pin



Lock pins must be used for pre-wall installation.
 They secure the glass against slipping. The locking pin can be used later when the clamp is already closed.

- | Sales unit: 4 pieces



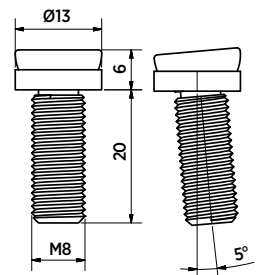
| | |
|-------------------|----------------|
| Model 5000 | |
| Art. no. | |
| | 92.5000.029.30 |

Kronos, adjustable screw M8 x 20 mm



You haven't drilled straight into the post? No problem. Our adjustable screw can easily make up for small differences.

- | Finish exterior application: V4A (exterior)
- | Sales unit: 12 pieces



| | |
|-------------------|----------------------------|
| Model 1050 | AISI 316 (exterior) |
| Art. no. | |
| | 91.1050.820.30 |

Kronos mounting tool



| Sales unit: 1 piece

| | |
|-------------------|----------------|
| Model 0100 | |
| | Art. no. |
| | 90.0100.150.00 |

Kronos setting tool

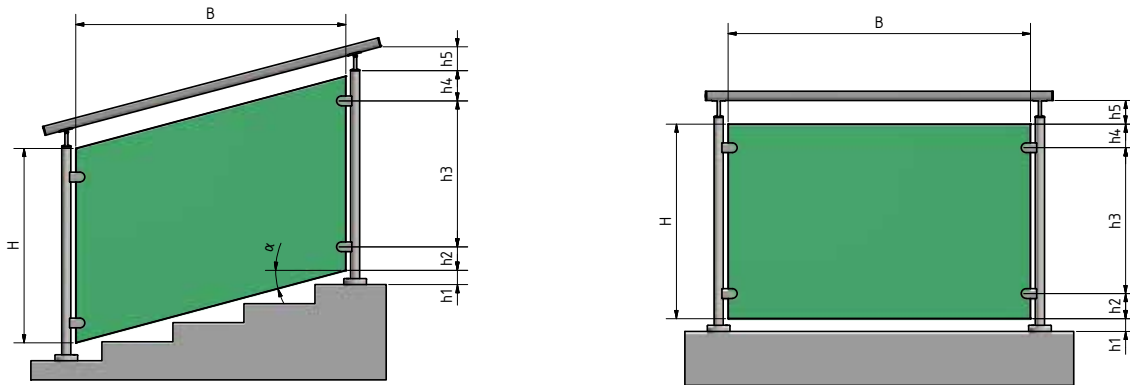


| Sales unit: 1 piece

| | |
|-------------------|----------------|
| Model 0100 | |
| | Art. no. |
| | 90.0100.155.00 |

Installation situation A - without lock pin

Installation situation A describes the use of clamps without lock pin. The glazing is realised with the aid of clamps and posts which are mounted on top of the base plate.



| Designation | Meaning | Min. dimension [mm] | Max. dimension [mm] |
|-------------|--|---------------------|---------------------|
| H | Glass height | 800 | 1100 |
| B | Glass width | 500 | 1600 |
| h1 | Floor upper edge - glass edge at bottom | 10 | 120 |
| h2 | Glass edge at bottom - clamp centre axis at bottom | 100 | 250 |
| h3 | Distance between clamps | 500 | 700 |
| h4 | Glass edge on top - clamp centre axis on top | 100 | 250 |
| h5 | Distance to glass edge on top - handrail | 10-30 | 250 |
| α | Angle to horizontal line | 0° | 41° |

Possible dimensions / wind loads as per type statics for exterior applications without posts

| | Without lock pin | | | | | | With lock pin | | | | | | |
|----------------|--|----------|--|----------|---|----------|--|----------|----------|---|----------|----------|----------|
| | Laminated safety glass made of float glass | | Laminated safety glass made of thermally toughened glass | | Laminated safety glass made of tempered glass / tempered glass (heat soak test) | | Laminated safety glass made of thermally toughened glass | | | Laminated safety glass made of tempered glass / tempered glass (heat soak test) | | | |
| | 2 x 6 mm | 2 x 4 mm | 2 x 5 mm | 2 x 6 mm | 2 x 4 mm | 2 x 5 mm | 2 x 6 mm | 2 x 4 mm | 2 x 5 mm | 2 x 6 mm | 2 x 4 mm | 2 x 5 mm | 2 x 6 mm |
| Width: 500 mm | 0.50 kN/m ² | Complies | Complies | Complies | Complies | Complies | Complies | Complies | Complies | Complies | Complies | Complies | Complies |
| | 1.00 kN/m ² | Complies | Complies | Complies | Complies | Complies | Complies | Complies | Complies | Complies | Complies | Complies | Complies |
| | 1.50 kN/m ² | Complies | Complies | Complies | Complies | Complies | Complies | Complies | Complies | Complies | Complies | Complies | Complies |
| | 2.00 kN/m ² | Complies | Complies | Complies | Complies | Complies | Complies | Complies | Complies | Complies | Complies | Complies | Complies |
| | 2.50 kN/m ² | Complies | Complies | Complies | Complies | Complies | Complies | Complies | Complies | Complies | Complies | Complies | Complies |
| Width: 750 mm | 0.50 kN/m ² | Complies | Complies | Complies | Complies | Complies | Complies | Complies | Complies | Complies | Complies | Complies | Complies |
| | 1.00 kN/m ² | Complies | Complies | Complies | Complies | Complies | Complies | Complies | Complies | Complies | Complies | Complies | Complies |
| | 1.50 kN/m ² | Complies | Complies | Complies | Complies | Complies | Complies | Complies | Complies | Complies | Complies | Complies | Complies |
| | 2.00 kN/m ² | Complies | Complies | Complies | Complies | Complies | Complies | Complies | Complies | Complies | Complies | Complies | Complies |
| | 2.50 kN/m ² | Complies | Complies | Complies | Complies | Complies | Complies | Complies | Complies | Complies | Complies | Complies | Complies |
| Width: 1000 mm | 0.50 kN/m ² | Complies | Complies | Complies | Complies | Complies | Complies | Complies | Complies | Complies | Complies | Complies | Complies |
| | 1.00 kN/m ² | Complies | Complies | Complies | Complies | Complies | Complies | Complies | Complies | Complies | Complies | Complies | Complies |
| | 1.50 kN/m ² | Complies | Complies | Complies | Complies | Complies | Complies | Complies | Complies | Complies | Complies | Complies | Complies |
| | 2.00 kN/m ² | Complies | Complies | Complies | Complies | Complies | Complies | Complies | Complies | Complies | Complies | Complies | Complies |
| | 2.50 kN/m ² | Complies | Complies | Complies | Complies | Complies | Complies | Complies | Complies | Complies | Complies | Complies | Complies |
| Width: 1300 mm | 0.50 kN/m ² | Complies | Complies | Complies | Complies | Complies | Complies | Complies | Complies | Complies | Complies | Complies | Complies |
| | 1.00 kN/m ² | Complies | Complies | Complies | Complies | Complies | Complies | Complies | Complies | Complies | Complies | Complies | Complies |
| | 1.50 kN/m ² | Complies | Complies | Complies | Complies | Complies | Complies | Complies | Complies | Complies | Complies | Complies | Complies |
| | 2.00 kN/m ² | Complies | Complies | Complies | Complies | Complies | Complies | Complies | Complies | Complies | Complies | Complies | Complies |
| | 2.50 kN/m ² | Complies | Complies | Complies | Complies | Complies | Complies | Complies | Complies | Complies | Complies | Complies | Complies |
| Width: 1600 mm | 0.50 kN/m ² | Complies | Complies | Complies | Complies | Complies | Complies | Complies | Complies | Complies | Complies | Complies | Complies |
| | 1.00 kN/m ² | Complies | Complies | Complies | Complies | Complies | Complies | Complies | Complies | Complies | Complies | Complies | Complies |
| | 1.50 kN/m ² | Complies | Complies | Complies | Complies | Complies | Complies | Complies | Complies | Complies | Complies | Complies | Complies |
| | 2.00 kN/m ² | Complies | Complies | Complies | Complies | Complies | Complies | Complies | Complies | Complies | Complies | Complies | Complies |
| | 2.50 kN/m ² | Complies | Complies | Complies | Complies | Complies | Complies | Complies | Complies | Complies | Complies | Complies | Complies |

Complies with DIN 18008 Does not comply with DIN 18008



ONLEVEL

ONLEVEL GmbH | Budberger Straße 5 | 46446 Emmerich am Rhein | Germany
+49 (0)2822 97514-0 | info@onlevel.com | www.onlevel.com